



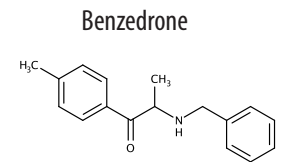
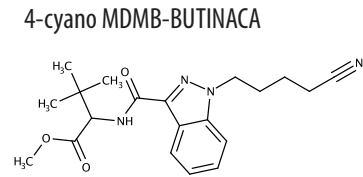
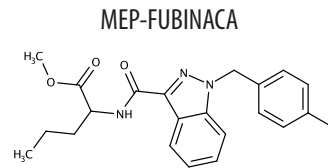
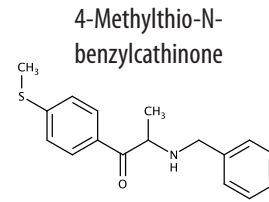
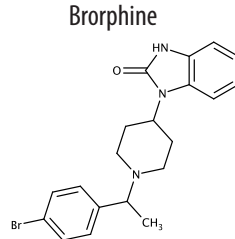
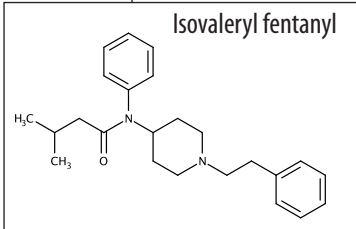
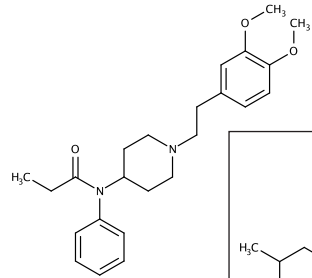
New Drug Reports in NFLIS-Drug: The following drugs were reported to NFLIS-Drug for the first time between **October 1, 2019, and December 31, 2019**, and were submitted to a NFLIS participating laboratory on or after October 1, 2018.

West
3',4'-Dimethoxy fentanyl

South

Midwest

Northeast



Snapshot of Drug Reports Received by NFLIS-Drug

The tables on the right present drug reports received by NFLIS-Drug between October 1, 2019, and December 31, 2019, that were submitted to a NFLIS participating laboratory on or after October 1, 2018.

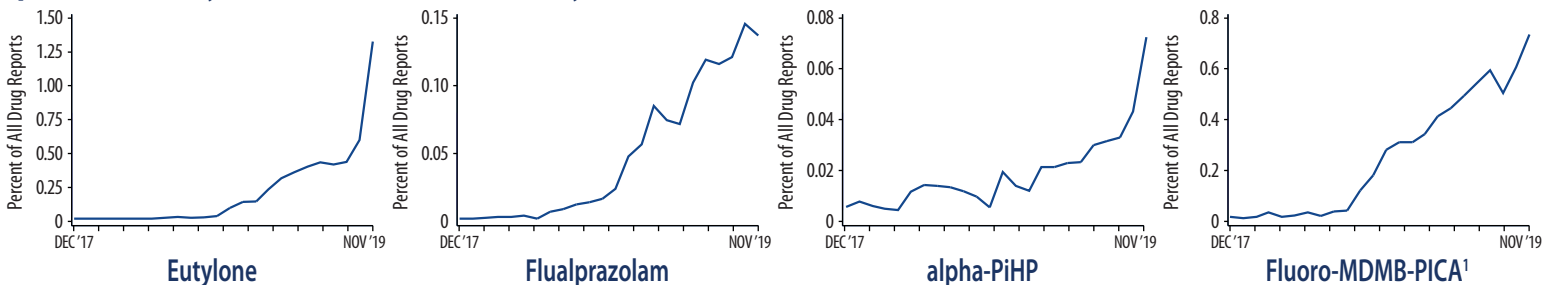
¹ Includes all positional and nonspecified isomers as reported by participating laboratories.

² BMDP = 3,4-methylenedioxy-N-benzylcathinone.

³ Does not include fentanyl and fentanyl-related substances.

| Benzodiazepines | 13,234 | Phenethylamines | 134,480 | Narcotic Analgesics ³ | 22,777 |
|---------------------------------|--------|----------------------|---------|--|--------|
| Alprazolam | 7,471 | Methamphetamine | 127,533 | Buprenorphine | 6,624 |
| Clonazepam | 2,424 | Amphetamine | 3,273 | Oxycodone | 6,562 |
| Etizolam | 1,024 | MDMA | 1,805 | Hydrocodone | 4,170 |
| Diazepam | 882 | Lisdexamfetamine | 353 | Tramadol | 2,329 |
| Flualprazolam | 543 | Benzphetamine | 147 | Morphine | 1,447 |
| Synthetic Cannabinoids | 5,438 | Synthetic Cathinones | 2,884 | Fentanyl and Fentanyl-Related Substances | 38,435 |
| Fluoro-MDMB-PICA ¹ | 2,031 | Eutylone | 1,427 | Fentanyl | 29,475 |
| Fluoro-MDMB-BINACA ¹ | 920 | N-Ethylpentylone | 539 | Acetyl fentanyl | 4,212 |
| Fluoro-ADB ¹ | 432 | BMDP ² | 198 | Carfentanil | 1,447 |
| MDMB-4en-PINACA | 343 | N-Butylpentylone | 113 | Valeryl fentanyl | 709 |
| FUB-AMB | 208 | alpha-PHP | 106 | Fluoroisobutyl fentanyl ¹ | 147 |
| | | alpha-PiHP | 79 | | |

Upward Trends, by Date Submitted to Laboratory



Data Disclaimer: Substances identified by Federal, State, and local laboratories are included in the raw counts of drug reports received by NFLIS-Drug. Raw counts have not undergone any adjustments to account for laboratory nonresponse. Data for this publication were exported from the NFLIS-Drug database in January 2020 and include drug reports received by NFLIS-Drug through the end of December 2019. Because of the time it takes for a laboratory to analyze seized material and transfer the data to the NFLIS-Drug database, the data in this publication—unlike those reported in an Annual or Midyear Report—are not comprehensive and do not reflect total counts of drugs analyzed over the period. More information on NFLIS data limitations can be found in the NFLIS Questions and Answers guide: <https://www.nflis.deadiversion.usdoj.gov/DesktopModules/ReportDownloads/Reports/2k17NFLISQA.pdf>. NFLIS reports are available at <https://www.nflis.deadiversion.usdoj.gov/Reports.aspx>. Questions and comments: DEANFLIS@rti.org.

